

# KÄHRS INTERNATIONAL ACOUSTICAL PERFORMANCE TEST REPORT

## SCOPE OF WORK

ASTM E90 AND ASTM E492 TESTING ON 15 MM KÄHRS OAK NOUVEAU LACE WOOD FLOORING OVER QUIETSTIDE 2.0 SOUND CONTROL UNDERLAYMENT

## SPECIMEN TYPE

Concrete Slab - 203 mm

## REPORT NUMBER

M6749.01-113-11-R1

## TEST DATE

08/09/21

## ISSUE DATE

10/11/21

## REVISED DATE

11/15/21

## RECORD RETENTION END

08/09/25

## PAGES

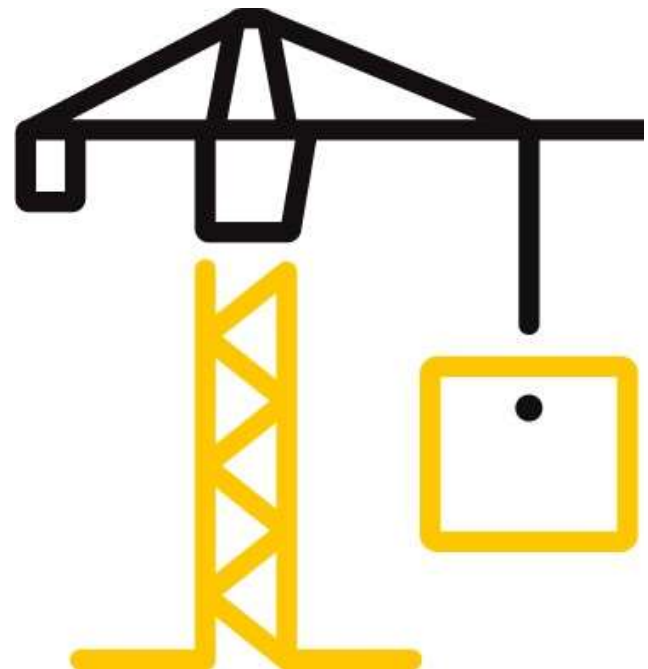
15

## DOCUMENT CONTROL

ATI 00629 (03/21/18)

RTTDS-R-AMER-Test-2844

© 2017 INTERTEK



## TEST REPORT FOR KÄHRS INTERNATIONAL

Report No.: M6749.01-113-11-R1

Date: 11/15/21

### REPORT ISSUED TO

#### KÄHRS INTERNATIONAL

317 North Lake Boulevard, Suite 1016  
Altamonte Springs, Florida 32714

### SECTION 1

#### SCOPE


Architectural Testing, Inc. (an Intertek company) dba Intertek Building & Construction (B&C) was contracted by Kährs International to perform testing in accordance with ASTM E90 AND ASTM E492 on 15 mm Kährs Oak Nouveau Lace Wood Flooring over QUIETSTIDE 2.0 Sound Control Underlayment. Results obtained are tested values and were secured by using the designated test methods. Testing was conducted in the VT test chambers at Intertek B&C located in York, Pennsylvania.


This report does not constitute certification of this product nor an opinion or endorsement by this laboratory.

### SECTION 2

#### SUMMARY OF TEST RESULTS

<b>DATA FILE NO.</b>	M6749.01
<b>SERIES/MODEL:</b>	15 mm Kährs Oak Nouveau Lace Wood Flooring over QUIETSTIDE 2.0 Sound Control Underlayment
<b>STC</b>	55
<b>IIC</b>	54
<b>HIIC</b>	56

**COMPLETED BY:** Corey S. Kohler  
Technician - Acoustical  
**TITLE:** Testing  
**SIGNATURE:**   
Digitally Signed by: Corey Kohler  
**DATE:** 11/15/21

**COMPLETED BY:** Daniel B. Mohler  
Project Lead - Acoustical  
**TITLE:** Testing  
**SIGNATURE:**   
Digitally Signed by: Daniel Mohler  
**DATE:** 11/15/21

This report is for the exclusive use of Intertek's Client and is provided pursuant to the agreement between Intertek and its Client. Intertek's responsibility and liability are limited to the terms and conditions of the agreement. Intertek assumes no liability to any party, other than to the Client in accordance with the agreement, for any loss, expense or damage occasioned by the use of this report. Only the Client is authorized to permit copying or distribution of this report and then only in its entirety. Any use of the Intertek name or one of its marks for the sale or advertisement of the tested material, product or service must first be approved in writing by Intertek. The observations and test results in this report are relevant only to the sample(s) tested. This report by itself does not imply that the material, product, or service is or has ever been under an Intertek certification program.



**TEST REPORT FOR KÄHRS INTERNATIONAL**

Report No.: M6749.01-113-11-R1

Date: 11/15/21

**SECTION 3****TEST METHODS**

The specimen was evaluated in accordance with the following:

**ASTM E90-09 (2016)**, *Standard Test Method for Laboratory Measurement of Airborne Sound Transmission Loss of Building Partitions*

**ASTM E413-16**, *Classification for Rating Sound Insulation*

**ASTM E492-09(2016)e1**, *Standard Test Method for Laboratory Measurement of Impact Sound Transmission Through Floor-Ceiling Assemblies Using the Tapping Machine*

**ASTM E989-21**, *Classification for Determination of Impact Insulation Class (IIC)*

**ASTM E2235-04 (2020)**, *Standard Test Method for Determination of Decay Rates for Use in Sound Insulation Test Methods*

**ASTM E3222-20**, *Standard Classification for Determination of High-Frequency Impact Sound Ratings*

**SECTION 4****MATERIAL SOURCE/INSTALLATION**

The full test specimen was assembled on the day of testing by B&C. All materials provided by the client were installed on an existing B&C assembly (Concrete Slab - 203 mm) utilizing B&C-supplied materials. The assembly was installed in a steel test frame which was installed into the opening between the source and receive rooms in the test chamber. The test frame was isolated from the structure with dense neoprene gasket.

The total weight of the floor/ceiling assembly was 5868.4 kg. B&C will store samples of the test specimen for four years. Photographs of the test specimen are included in the report. A drawing of the test specimen is included in the report.

B&C will service this report for the entire test record retention period. Test records, such as detailed drawings, datasheets, representative samples of test specimens, or other pertinent project documentation, will be retained by B&C for the entire test record retention period.

Unless differently required, Intertek reports apply the "Simple Acceptance" rule, also called "Shared Risk approach," of ILAC-G8:09/2019, Guidelines on Decision Rules and Statements of Conformity.

## TEST REPORT FOR KÄHRS INTERNATIONAL

Report No.: M6749.01-113-11-R1

Date: 11/15/21

### SECTION 5 EQUIPMENT

INSTRUMENT	MANUFACTURER	MODEL	DESCRIPTION	ASSET #	CAL DATE	
Data Acquisition Unit	National Instruments	PXI-4462	Data Acquisition Card	63763-1	10/20	*
Data Acquisition Unit	National Instruments	PXI-4462	Data Acquisition Card	63763-4	10/20	*
Data Acquisition Unit	National Instruments	PXI-4462	Data Acquisition Card	65124	02/21	*
Microphone Calibrator	Norsonic	1251	Acoustical Calibrator	65105	09/20	
Receive Room Microphone	PCB Piezotronics	378C20	Microphone and Preamplifier	64340	11/20	
Receive Room Microphone	PCB Piezotronics	378B20	Microphone and Preamplifier	65617	09/20	
Receive Room Microphone	PCB Piezotronics	378B20	Microphone and Preamplifier	65968	01/21	
Receive Room Microphone	PCB Piezotronics	378B20	Microphone and Preamplifier	INT01089	02/21	
Receive Room Microphone	PCB Piezotronics	378B20	Microphone and Preamplifier	INT00652	02/21	
Receive Room Environmental Indicator	Comet	T7510	Temperature and Humidity Transmitter	63810	10/20	
				63811	10/20	
Source Room Microphone	PCB Piezotronics	378C20	Microphone and Preamplifier	65969	04/21	
Source Room Microphone	PCB Piezotronics	378C20	Microphone and Preamplifier	63742	03/21	
Source Room Microphone	PCB Piezotronics	378C20	Microphone and Preamplifier	63747	09/20	
Source Room Microphone	PCB Piezotronics	378C20	Microphone and Preamplifier	63745	09/20	
Source Room Microphone	PCB Electronics	378C20	Microphone and Preamplifier	63744	09/20	
Source Room Environmental Indicator	Comet	T7510	Temperature and Humidity Transmitter	63812	10/20	
Tapping Machine	Norsonic	Nor277	Tapping Machine	INT00936	01/21	

\* The calibration frequency for this equipment is every two years per the manufacturer's recommendation.

<b>VT RECEIVE ROOM VOLUME</b>	158.34 m <sup>3</sup>
<b>VT SOURCE ROOM VOLUME</b>	190 m <sup>3</sup>

### SECTION 6 LIST OF OFFICIAL OBSERVERS

NAME	COMPANY
Michael A. Unnone	Intertek B&C
Daniel B. Mohler	Intertek B&C

**TEST REPORT FOR KÄHRS INTERNATIONAL**

Report No.: M6749.01-113-11-R1

Date: 11/15/21

**SECTION 7****TEST PROCEDURE**

The microphones were calibrated before conducting the tests. The air temperature and relative humidity conditions were monitored and recorded during all measurements. The average temperature and humidity of both the source and receive rooms are listed in Sections 10 and 11. The maximum and minimum temperatures and humidities of the receive room from the duration of the test are listed in Sections 12 and 13.

The airborne transmission loss test was conducted in accordance with the ASTM E90 test method using the single direction method. Two background noise sound pressure level and five sound absorption measurements were conducted at each of five microphone positions. Two sound pressure level measurements were made simultaneously in both rooms, at each of five microphone positions.

The impact sound transmission test was conducted in accordance with the ASTM E492 test method. Two background noise sound pressure level, two sound pressure level measurements with the tapping machine operating at each position specified by ASTM E492, and five sound absorption measurements were conducted at each of five microphone positions.

Detailed test procedures, data for flanking limit tests, repeatability measurements, and reference specimen tests are available upon request.

**SECTION 8****TEST CALCULATIONS**

The STC (Sound Transmission Class), IIC (Impact Insulation Class), and HIIC (High-Frequency Impact Insulation Class) ratings were calculated in accordance with ASTM E413, ASTM E989, and ASTM E3222, respectively.

## TEST REPORT FOR KÄHR'S INTERNATIONAL

Report No.: M6749.01-113-11-R1

Date: 11/15/21

### SECTION 9

#### TEST SPECIMEN DESCRIPTION

MATERIAL	DIMENSIONS (mm)	THICKNESS (mm)	MANUFACTURER AND SERIES	QUANTITY	AVERAGE WEIGHT
Wood Flooring	2420 by 187	15.0	Kährs Oak Nouveau Lace	10.98 m <sup>2</sup>	7.81 kg/m <sup>2</sup>
	Note: Loose laid				
Sound Control Rubber Underlayment	3023 by 1219.2	2.0	QUIETSTRIDE 2.0	10.98 m <sup>2</sup>	1.9 kg/m <sup>2</sup>
	Note: Loose laid				
Concrete Slab	3023 by 3632	203.2	5000 PSI	10.98 m <sup>2</sup>	524.71 kg/m <sup>2</sup>
	Note: Installed in a test frame flush to the source room. Mats of #5 reinforcing bars were placed 25.4 mm from both the top and bottom of the slab, with bars spaced on 305 mm centers in both directions. No noticeable shrinkage or cracking was visible on the specimen.				

## TEST REPORT FOR KÄHRS INTERNATIONAL

Report No.: M6749.01-113-11-R1

Date: 11/15/21

### SECTION 10

### TEST RESULTS - AIRBORNE SOUND TRANSMISSION LOSS



<b>TEST DATE</b>	8/9/2021				
<b>DATA FILE NO.</b>	M6749.01				
<b>CLIENT</b>	Kährs International				
<b>DESCRIPTION</b>	15 mm Kährs Oak Nouveau Lace Wood Flooring, 2 mm QUIETSTRIDE 2.0 Sound Control Rubber Underlayment, 203.2 mm 5000 PSI Concrete Slab				
<b>SPECIMEN AREA</b>	10.98 m <sup>2</sup>	<b>Receive Temp.</b>	22.3°C	<b>Source Temp.</b>	22.7°C
<b>TECHNICIAN</b>	MAU	<b>Receive Humidity</b>	72%	<b>Source Humidity</b>	72%

FREQ (Hz)	BACKGROUND SPL (dB)	ABSORPTION m <sup>2</sup>	SOURCE SPL (dB)	RECEIVE SPL (dB)	SPECIMEN TL (dB)	95% CONFIDENCE LIMIT	NUMBER OF DEFICIENCIES
50	37.2	27.5	101	64	33	3.2	-
63	35.5	26.3	98	61	35	3.8	-
80	31.4	14.0	98	62	37	2.8	-
100	30.2	11.3	94	61	35	2.6	-
125	26.1	10.1	96	57	41	1.6	0
160	26.2	9.9	95	58	38	1.2	4
200	22.1	11.3	96	52	45	1.4	0
250	19.4	10.8	100	56	45	1.0	3
315	19.3	11.3	103	58	45	1.3	6
400	15.6	9.8	103	55	48	1.0	6
500	15.6	9.3	101	52	50	0.6	5
630	18.9	8.9	103	49	54	0.8	2
800	17.8	8.9	102	46	57	0.7	0
1000	15.6	8.8	101	42	61	0.6	0
1250	12.2	9.0	102	40	63	0.5	0
1600	8.4	9.5	103	39	64	0.5	0
2000	7.3	10.2	102	37	66	0.6	0
2500	6.5	11.0	101	33	68	0.4	0
3150	5.4	11.9	102	31	71	0.5	0
4000	5.5	12.9	103	30	73	0.6	0
5000	6.2	14.6	103	27	76	0.5	-
6300	6.8	17.5	97	18	79	0.7	-
8000	7.6	21.9	98	14	81	1.0	-
10000	7.7	21.9	92	8	82	0.6	-
<b>STC Rating</b>	<b>55</b>	<i>(Sound Transmission Class)</i>			<b>Sum of Deficiencies</b>	<b>26</b>	

- Notes:**
- 1) Receive Room levels less than 5 dB above the Background levels are highlighted in yellow.
  - 2) Specimen TL levels listed in red are potentially limited by the laboratory flanking limit.
  - 3) Specimen TL levels listed in blue indicate the lower limit of the transmission loss.
  - 4) Specimen TL levels listed in green indicate that there has been a filler wall correction applied

## TEST REPORT FOR KÄHR'S INTERNATIONAL

Report No.: M6749.01-113-11-R1

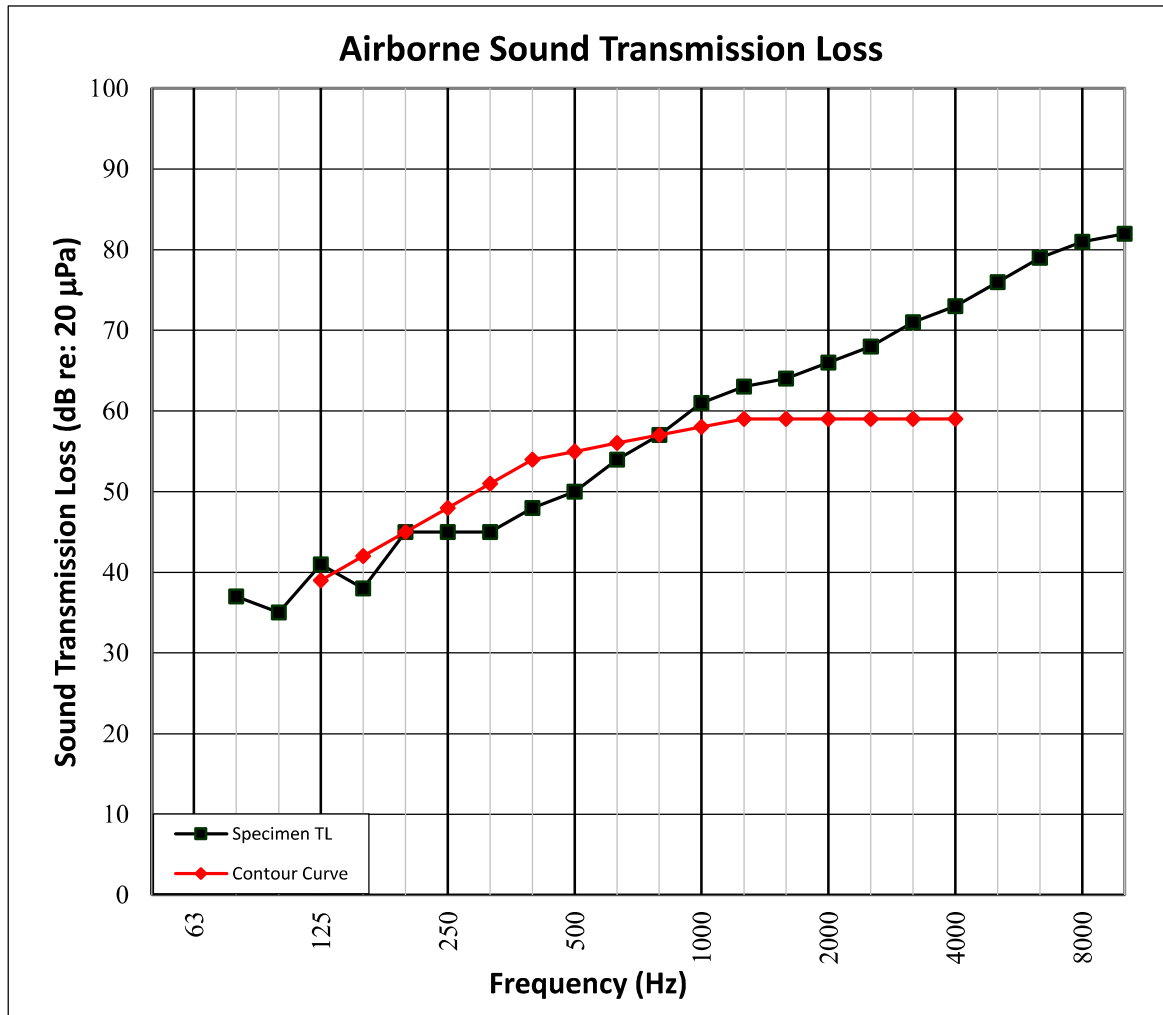
Date: 11/15/21

### SECTION 11

#### TEST RESULTS - AIRBORNE SOUND TRANSMISSION LOSS GRAPH



<b>TEST DATE</b>	8/9/2021				
<b>DATA FILE NO.</b>	M6749.01				
<b>CLIENT</b>	Kährs International				
<b>DESCRIPTION</b>	15 mm Kährs Oak Nouveau Lace Wood Flooring, 2 mm QUIETSTRIDE 2.0 Sound Control Rubber Underlayment, 203.2 mm 5000 PSI Concrete Slab				
<b>SPECIMEN AREA</b>	10.98 m <sup>2</sup>	<b>Receive Temp.</b>	22.3°C	<b>Source Temp.</b>	22.7°C
<b>TECHNICIAN</b>	MAU	<b>Receive Humidity</b>	72%	<b>Source Humidity</b>	72%





## TEST REPORT FOR KÄHRS INTERNATIONAL

Report No.: M6749.01-113-11-R1

Date: 11/15/21

### SECTION 12

#### TEST RESULTS - IMPACT SOUND TRANSMISSION



<b>TEST DATE</b>	8/9/2021				
<b>DATA FILE NO.</b>	M6749.01				
<b>CLIENT</b>	Kährs International				
<b>DESCRIPTION</b>	15 mm Kährs Oak Nouveau Lace Wood Flooring, 2 mm QUIETSTRIDE 2.0 Sound Control Rubber Underlayment, 203.2 mm 5000 PSI Concrete Slab				
<b>SPECIMEN AREA</b>	10.98 m <sup>2</sup>	<b>Maximum Temp.</b>	22.4°C	<b>Minimum Temp.</b>	22.2°C
<b>TECHNICIAN</b>	MAU	<b>Max. Humidity</b>	73%	<b>Min. Humidity</b>	72%

FREQ (Hz)	BACKGROUND SPL (dB)	ABSORPTION m <sup>2</sup>	NORMALIZED IMPACT SPL (dB)	95% CONFIDENCE LIMIT	NUMBER OF DEFICIENCIES
80	34.0	16.0	51	1.8	-
100	25.8	11.4	52	1.2	0
125	23.0	11.1	56	1.3	0
160	22.3	9.5	58	1.2	0
200	18.7	12.1	62	0.9	4
250	17.1	10.9	62	0.8	4
315	18.1	11.5	63	1.0	5
400	13.4	10.0	60	0.6	3
500	14.1	9.2	61	0.5	5
630	17.0	8.7	57	0.5	2
800	16.6	8.9	56	0.7	2
1000	13.8	9.0	49	0.6	0
1250	12.1	9.1	44	0.4	0
1600	8.3	9.4	40	0.5	0
2000	7.3	10.2	35	0.5	0
2500	6.3	11.0	28	0.6	0
3150	5.5	11.9	21	0.7	0
4000	5.6	13.0	16	0.7	-
5000	6.3	14.6	13	0.6	-
6300	6.8	17.4	11	0.2	-
8000	7.6	22.1	12	0.2	-
10000	7.7	22.1	12	0.3	-
<b>IIC Rating</b>	<b>54</b>	<i>(Impact Insulation Class)</i>		<b>Sum of Deficiencies</b>	<b>25</b>

**Notes:** Receive Room levels less than 5 dB above the Background levels are highlighted in yellow.

## TEST REPORT FOR KÄHRS INTERNATIONAL

Report No.: M6749.01-113-11-R1

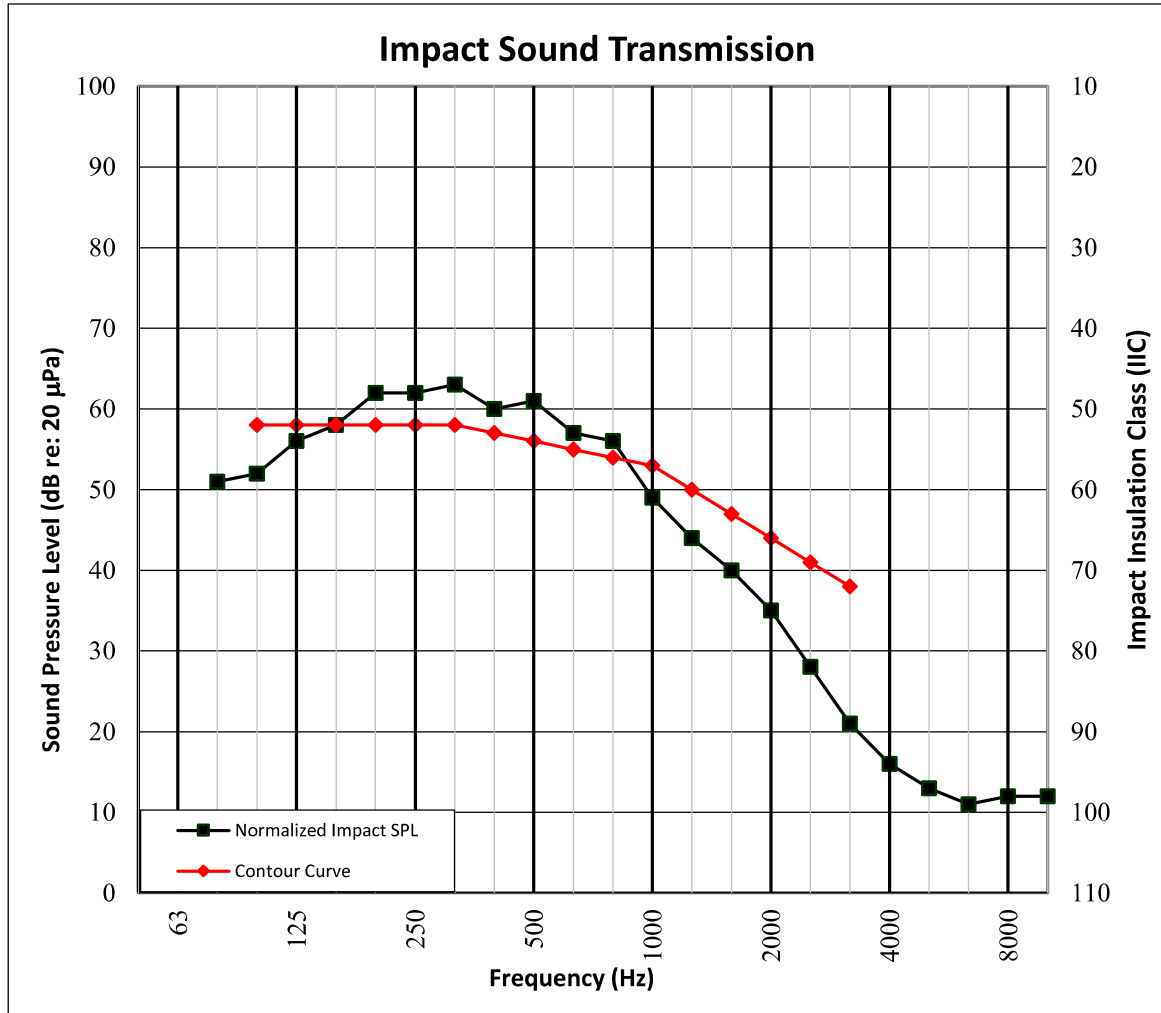
Date: 11/15/21

### SECTION 13

#### TEST RESULTS - IMPACT SOUND TRANSMISSION GRAPH



<b>TEST DATE</b>	8/9/2021				
<b>DATA FILE NO.</b>	M6749.01				
<b>CLIENT</b>	Kährs International				
<b>DESCRIPTION</b>	15 mm Kährs Oak Nouveau Lace Wood Flooring, 2 mm QUIETSTRIDE 2.0 Sound Control Rubber Underlayment, 203.2 mm 5000 PSI Concrete Slab				
<b>SPECIMEN AREA</b>	10.98 m <sup>2</sup>	<b>Maximum Temp.</b>	22.4°C	<b>Minimum Temp.</b>	22.2°C
<b>TECHNICIAN</b>	MAU	<b>Max. Humidity</b>	73%	<b>Min. Humidity</b>	72%



## TEST REPORT FOR KÄHRS INTERNATIONAL

Report No.: M6749.01-113-11-R1

Date: 11/15/21

### SECTION 14

#### TEST RESULTS - HIGH-FREQUENCY IMPACT SOUND TRANSMISSION



<b>TEST DATE</b>	8/9/2021				
<b>DATA FILE NO.</b>	M6749.01				
<b>CLIENT</b>	Kährs International				
<b>DESCRIPTION</b>	15 mm Kährs Oak Nouveau Lace Wood Flooring, 2 mm QUIETSTRIDE 2.0 Sound Control Rubber Underlayment, 203.2 mm 5000 PSI Concrete Slab				
<b>SPECIMEN AREA</b>	10.98 m <sup>2</sup>	<b>Maximum Temp.</b>	22.4°C	<b>Minimum Temp.</b>	22.2°C
<b>TECHNICIAN</b>	MAU	<b>Max. Humidity</b>	73%	<b>Min. Humidity</b>	72%

FREQ (Hz)	BACKGROUND SPL (dB)	ABSORPTION m <sup>2</sup>	NORMALIZED IMPACT SPL (dB)	95% CONFIDENCE LIMIT	NUMBER OF DEFICIENCIES
400	13.4	10.0	60	0.6	5.0
500	14.1	9.2	61	0.5	7.1
630	17.0	8.7	57	0.5	3.9
800	16.6	8.9	56	0.7	3.9
1000	13.8	9.0	49	0.6	0.0
1250	12.1	9.1	44	0.4	0.0
1600	8.3	9.4	40	0.5	0.0
2000	7.3	10.2	35	0.5	0.0
2500	6.3	11.0	28	0.6	0.0
3150	5.5	11.9	21	0.7	0.0
<b>HIIC Rating</b>	<b>56</b>	<i>(High-Frequency Impact Insulation Class)</i>		<b>Sum of Deficiencies</b>	<b>19.9</b>

**Notes:** Receive Room levels less than 5 dB above the Background levels are highlighted in yellow.

## TEST REPORT FOR KÄHRS INTERNATIONAL

Report No.: M6749.01-113-11-R1

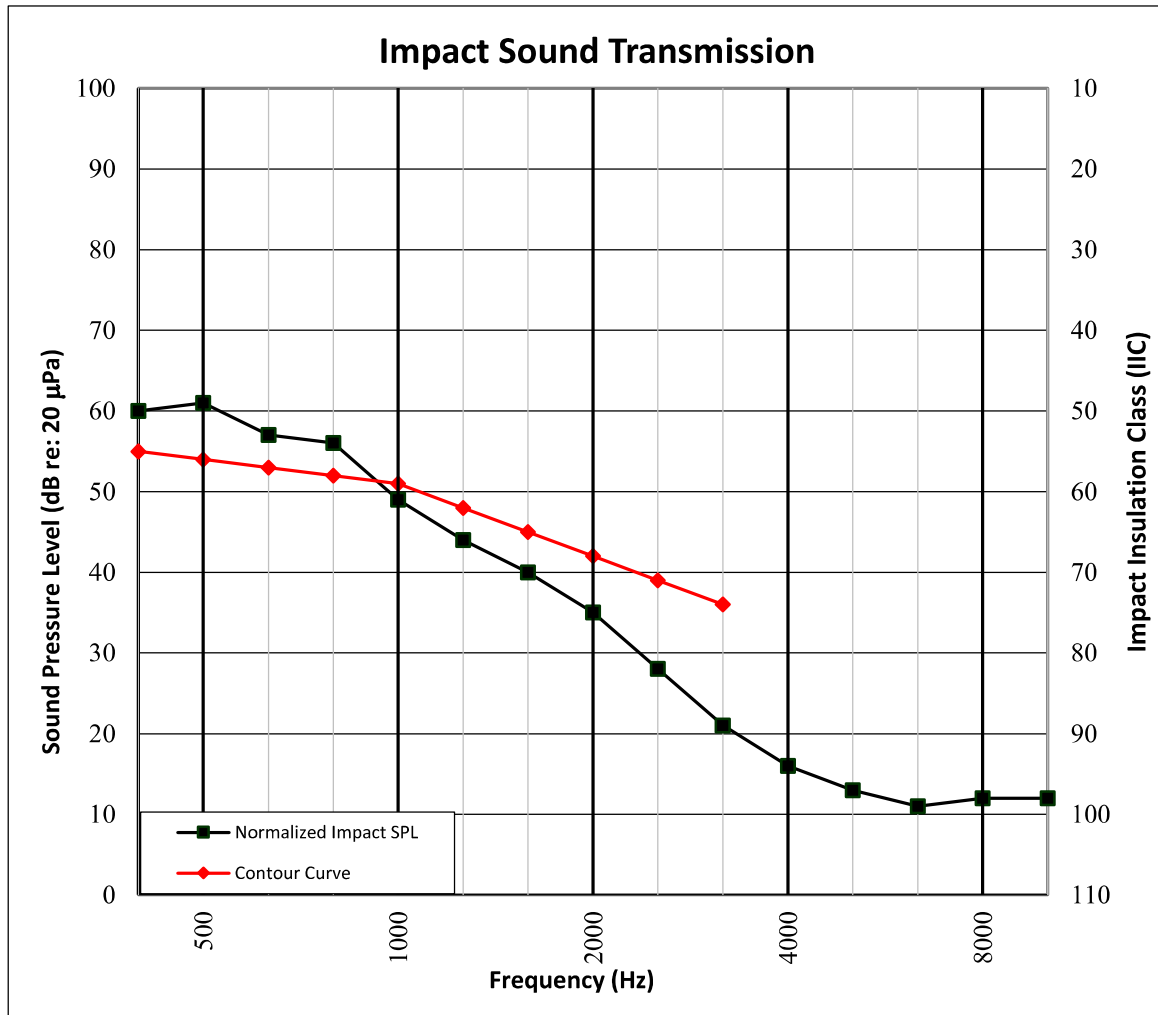
Date: 11/15/21

### SECTION 15

#### TEST RESULTS -HIGH-FREQUENCY IMPACT SOUND TRANSMISSION GRAPH



<b>TEST DATE</b>	8/9/2021				
<b>DATA FILE NO.</b>	M6749.01				
<b>CLIENT</b>	Kährs International				
<b>DESCRIPTION</b>	15 mm Kährs Oak Nouveau Lace Wood Flooring, 2 mm QUIETSTRIDE 2.0 Sound Control Rubber Underlayment, 203.2 mm 5000 PSI Concrete Slab				
<b>SPECIMEN AREA</b>	10.98 m <sup>2</sup>	<b>Maximum Temp.</b>	22.4°C	<b>Minimum Temp.</b>	22.2°C
<b>TECHNICIAN</b>	MAU	<b>Max. Humidity</b>	73%	<b>Min. Humidity</b>	72%



**TEST REPORT FOR KÄHR'S INTERNATIONAL**

Report No.: M6749.01-113-11-R1

Date: 11/15/21

**SECTION 16**

**PHOTOGRAPHS**



**Photo No. 1**

**Source Room View of Test Specimen Installation**



**Photo No. 2**

**Receive Room View of Test Specimen Installation**


## TEST REPORT FOR KÄHRS INTERNATIONAL

Report No.: M6749.01-113-11-R1

Date: 11/15/21

### SECTION 17

#### DRAWING



- 1-Floor Topping
- 2-Underlayment
- 3-Concrete Slab



Total Quality. Assured.

130 Derry Court  
York, PA 17406

Telephone: 717-764-7700  
Facsimile: 717-764-4129  
www.intertek.com/building

## TEST REPORT FOR KÄHRS INTERNATIONAL

Report No.: M6749.01-113-11-R1

Date: 11/15/21

### SECTION 18

#### REVISION LOG

REVISION #	DATE	PAGES	DESCRIPTION
R0	10/11/21	N/A	Original Report Issue
R1	11/15/21	Page 2	Updated company address